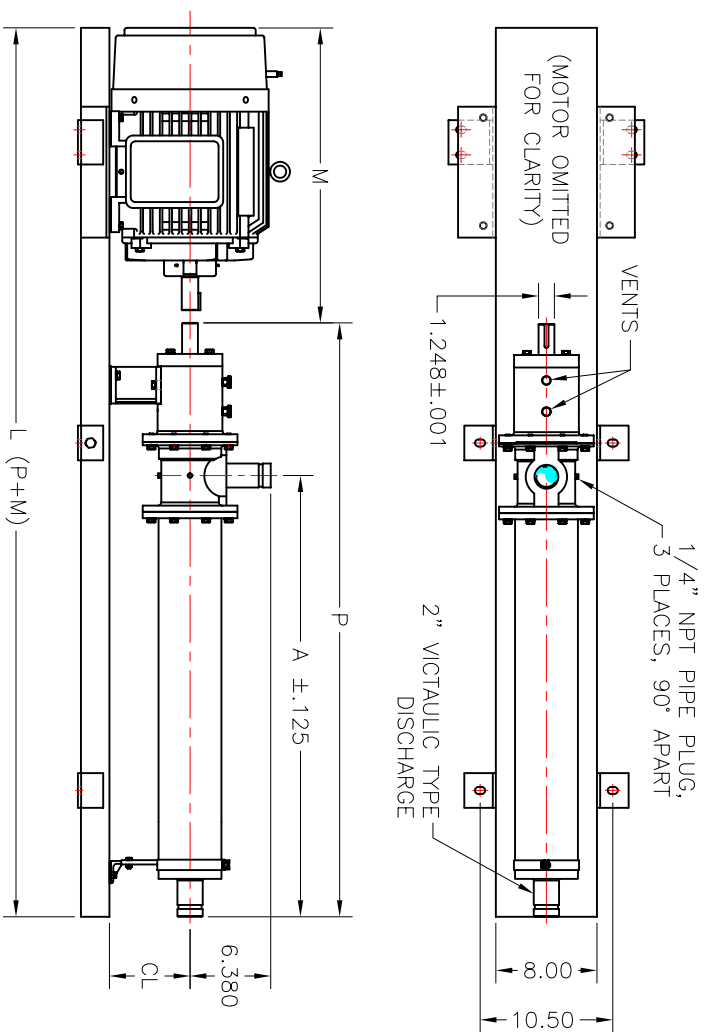
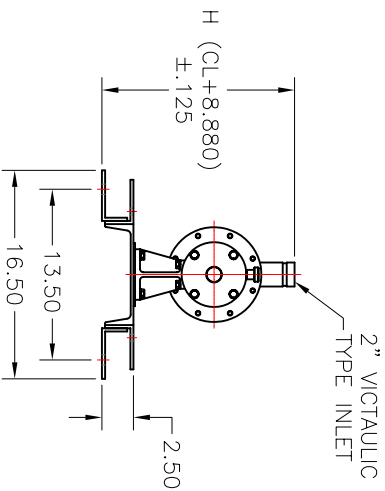



GO TO WWW.TANDTPUMP.COM OR CONTACT T&T PUMP FOR DETAILED LAYOUTS OF SPECIFIC APPLICATIONS



HP	NEMA FRAME	CL	M
3.0	182T	6.375	15.2
5.0	184T	6.375	16.2
7.5	213T	6.375	19.0
10	215T	6.375	20.1
15	254T	6.375	23.3
20	256T	6.375	25.1
25	284TS	7.125	27.0
30	286TS	7.125	28.5
40	324TS	8.125	31.0
50	326TS	8.125	31.0
60	364TS	9.125	33.1

MODEL	A	P
NH77_1	12.73	24.81
NH77_3	17.50	29.58
NH77_5	22.27	34.35
NH77_7	27.04	39.12
NH77_9	31.81	43.89
NH77_11	36.58	48.66
NH77_13	41.35	53.43
NH77_15	46.12	58.20
NH77_17	50.89	62.97
NH77_19	55.66	67.74
NH77_21	60.43	72.51
NH77_23	65.20	77.28
NH77_25	69.97	82.05
NH77_27	74.74	86.82
NH77_29	79.51	91.59
NH77_31	84.28	96.36
NH77_33	89.05	101.13
NH77_35	93.82	105.90

- NOTES:
1. THIS CATALOG IS INTENDED FOR PRELIMINARY ESTIMATION ONLY.
 2. DIMENSIONS (INCHES) ARE FOR REFERENCE ONLY UNLESS NOTED.
 3. TO CALCULATE TOTAL LENGTH "L", ADD DIMENSIONS P+M.
 4. TO CALCULATE TOTAL HEIGHT "H", ADD DIMENSIONS CL+8.880.
 5. FOR PUMP LENGTHS NOT LISTED, EACH STAGE IS 2.385".
 6. A "C" BEARING FRAME (GREASEABLE) IS DEPICTED IN THIS DRAWING.
 7. A "D" BEARING FRAME (OIL-FILLED) IS ALSO AVAILABLE.
 8. MOTOR COUPLER AND SHIELD OMITTED FOR CLARITY.



UNLESS OTHERWISE NOTED
LINEAR DIMS. IN INCHES.
TOLERANCES DECIMAL
3000+/- .004
3000+/- .004
ANGULAR
+/- .004
DO NOT SCALE DRAWING
Drawing no.

T&T PUMP CO. INC. FAIRHURST, WV 26554

DRAWING TITLE
H/NH77C85
OUTLINE

DRAWN CWR 6-3-09
CHECK
DESIGN

DWG SIZE
A

CAD FILE
NH77C85 OUTLINE

SCALE none/RELEASE DATE 6-3-09 Sheet 1 of 1