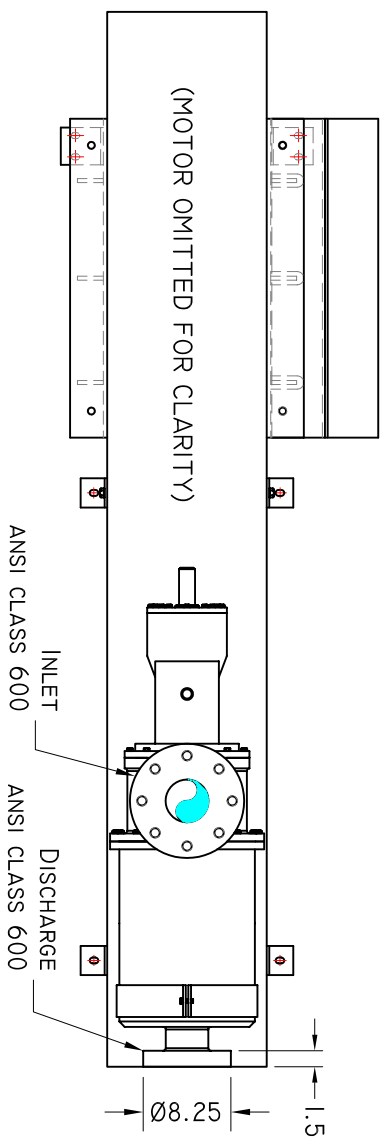
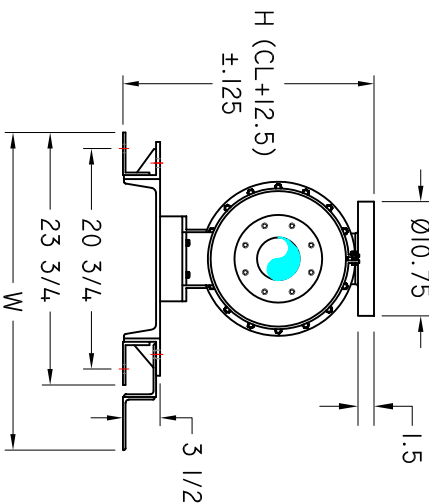
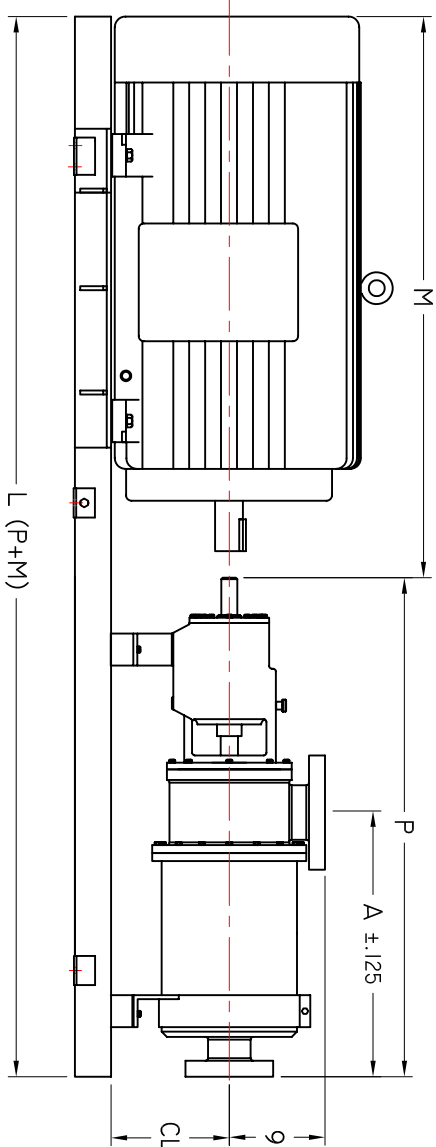


GO TO WWW.TANDTPUMP.COM OR CONTACT T&T PUMP FOR DETAILED LAYOUTS OF SPECIFIC APPLICATIONS



- DISCHARGE - ANSI CLASS 600
- 8-1/4" Ø
- 1-1/2" THICK
- 6-5/8" B.C.
- 8 BOLT HOLES
- 3/4" BOLTS
- INLET - ANSI CLASS 600
- 10-3/4" Ø
- 1-1/2" THICK
- 8-1/2" B.C.
- 8 BOLT HOLES
- 7/8" BOLTS



HP	NEMA FRAME	CL	M	W
50	326TS	8.125	31.0	16.5
60	364TS	9.125	33.1	16.5
75	365TS	9.125	33.1	27
100	405TS	10.125	38.0	27
125	444TS	11.125	43.3	30
150	445TS	11.125	43.3	30
200	447TS	11.125	47.9	30
250	449TS	11.125	52.8	30
300	449TS	11.125	52.8	30
350	449SS	11.125	65.7	30
400	449SS	11.125	65.7	30

MODEL	A	P
H86H60F1	11.765	33.708
H86H60F2	15.077	37.020
H86H60F3	18.389	40.332
H86H60F4	21.701	43.644
H86H60F5	25.013	46.956
H86H60F6	28.325	50.268
H86H60F7	31.637	53.580

- NOTES:
- THIS CATALOG IS INTENDED FOR PRELIMINARY ESTIMATION ONLY.
 - DIMENSIONS (INCHES) ARE FOR REFERENCE ONLY UNLESS NOTED.
 - TO CALCULATE TOTAL LENGTH "L", ADD DIMENSIONS P+M.
 - TO CALCULATE TOTAL HEIGHT "H", ADD DIMENSIONS CL+12.50"
 - FOR PUMP LENGTHS NOT LISTED, EACH STAGE IS 3.312"
 - MOTOR COUPLER AND SHIELD OMITTED FOR CLARITY.
 - THESE DIMENSIONS ONLY VALID FOR M60 DIFFUSER.



UNLESS OTHERWISE NOTED
 LINEAR DIMS. IN INCHES
 TOLERANCES DECIMAL
 ANGULAR
 XXXX/-
 XXXX/+
 DO NOT SCALE DRAWING
 DRAWING NO. _____
 DRAWN CWR 6/1/09
 CHECK _____
 DESIGN _____
 ENGR _____

T&T PUMP CO. INC. FAIRMONT, WV 26554

DRAWING TITLE
**H86H60F -
 OUTLINE**

CAD FILE
 H86H60F_OUTLINE

PNG SIZE
A

SCALE: NONE RELEASE DATE: 6/1/09 SHEET 1 OF 1